








Terminal 3 Key

Silos	
Conveyor	
Rail	
Dock	
Roads	
Buildings	
Property	

Vessel Berth

- Vessel Length - 700 ft (213 m)
- Vessel Draft - 38 ft (12 m)
- Vessel Beam - 110 ft (34 m)
- Air Draft - 55 ft (17 m)
- Seperate Barge Dock

Channel

- Width - 500 ft (152 m)
- Depth - 47 ft (14.33 m) MLW

Bridge

- Vertical Clearance - 185 ft (56 m) MHW
- Horizontal Clearance Unrestricted

Interstate Access

- I-16 East/West 3.6 mile (5.79 km)
- I-95 North/South 9.0 miles (14.5 km)

Vessel Operations

- Dual Ship Loaders
- Dust Control System
- Belt Conveyors
- Union and Non-union Stevedores
- Receiving Hoppers and Grabs



Colonial Terminals, Inc.

A Subsidiary of Colonial Group, Inc.

